

Angle rotor, 12-place




∠ 35°

n = 6,000 min⁻¹
max. RCF 4,146

Cat. No. 1613

Cyto rotor, 6-place



























n = 4,000 min⁻¹
max. RCF 2,039

Cat. No. (without carriers) 1626

For detailed information on the comprehensive Hettich cyto system please turn to the pages 180–185.

illustrated with carriers 1660 and lids 1661 for cyto chambers

capacity in ml	4	5	6	15	1.1–1.4	2.6–3.4	2.7–3	4.5–5	4.9	7.5–8.5	9–10	10
Ø x L in mm	10x88	12x75	12x82	17x100	8x66	13x65	11x66	11x92	13x90	15x92	16x92	15x102
Cat. No.	-	0553²⁾	0501²⁾	0518²⁾	blood collection/urine tubes							
 rotor Cat. No. 1613												
												
Cat. No.	6305	1054-A	-		1054-A							-
boring Ø x L in mm	11.5x67.5	13.5x60	17.7x88		13.5x60					17.7x88		
tubes per rotor	12											
max. RCF ²⁾	3,502	3,300	4,146		3,300					4,146		
radius in mm	87	82	103		82					103		
run-up in sec	13											
run-down in sec, braked	15											

capacity in ml	1.6–5	4–7	8	8.5–10	15
Ø x L in mm	13x75	13x100	16x125	16x100	17x120
Cat. No.	blood collection/urine tubes				0509
 rotor Cat. No. 1613					
					
Cat. No.	1054-A	1058	-		
boring Ø x L in mm	13.5x60	13.5x79	17.7x88		
tubes per rotor	12		6	12	6
max. RCF ²⁾	3,300	4,146			
radius in mm	82	103			
run-up in sec	13				
run-down in sec, braked	15				

²⁾ Please note that the RCF values indicated refer only to rotor performance. The max. permissible RCF of tubes used should be verified with the individual manufacturers. The max. RCF for glass tubes annotated with footnote ²⁾ is 4,000.